

Reserve Risk Dependencies under Solvency II and IFRS 4 perspective

René Dahms
rene.dahms@math.ethz.ch

CAE: Zurich, Oct 2014

(Last update: 17 October 2014)

2014-10-17

Reserve risk dependencies

Reserve Risk Dependencies
under Solvency II and IFRS 4 perspective

René Dahms
rene.dahms@math.unizh.ch
CAE, Zurich, Oct 2014

(Last update: 17 October 2014)

1 Introduction

- 1.1 Insurance risk (in non-life insurance)
- 1.2 Correlation of insurance risks

2 Modelling reserve risks

- 2.1 Classical reserving methods based on triangles
- 2.2 Linear Stochastic Reserving Methods (LSRMs)

3 LSRMs and reserving risk

- 3.1 Derivation
- 3.2 Examples

4 Outlook, tools and bibliography

- 4.1 Outlook and tools
- 4.2 Bibliography

Table of contents

- 1 Introduction
 - 1.1 Insurance risk (in non-life insurance)
 - 1.2 Correlation of insurance risks
- 2 Modeling reserve risks
 - 2.1 Classical reserving methods based on triangles
 - 2.2 Linear Stochastic Reserving Methods (LSRMs)
- 3 LSRMs and reserving risk
 - 3.1 Derivation
 - 3.2 Examples
- 4 Outlook, tools and bibliography
 - 4.1 Outlook and tools
 - 4.2 Bibliography

Types of insurance risks

SST and Solvency II

prior year risk (PY risk) or reserving risk:

The risk of a huge negative claims development result in the next year-end closing. Or with other words, the risk of much too few claim reserves.

current year risk (CY risk) or premium risk:

The risk of having much more current year incurred losses than premium earned.

IFRS 4

risk margin:

Should cover the uncertainty within the (discounted) future cash flows corresponding to insurance liabilities (includes claims that already happened as well as future claims of already written contracts).

Reserve risk dependencies

- └ Introduction
 - └ Insurance risk (in non-life insurance)
 - └ Types of insurance risks

Types of insurance risks**SST and Solvency II****prior year risk (PY risk) or reserving risk:**

The risk of a huge negative claims development result in the next year-end closing. Or with other words, the risk of much too few claim reserves.

current year risk (CY risk) or premium risk:

The risk of having much more current year incurred losses than premium earned.

IFRS 4**risk margin:**

Should cover the uncertainty within the (discounted) future cash flows corresponding to insurance liabilities (includes claims that already happened as well as future claims of already written contracts).

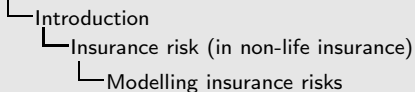
Modelling insurance risks

A rough sketch of the classical way

1. Split up the total business into homogeneous portfolios.
2. Model each risk for each portfolio.
3. Aggregate the results via a correlation matrix.

Problem: How can we estimate such a correlation matrix?

Reserve risk dependencies



Modelling insurance risks

A rough sketch of the classical way


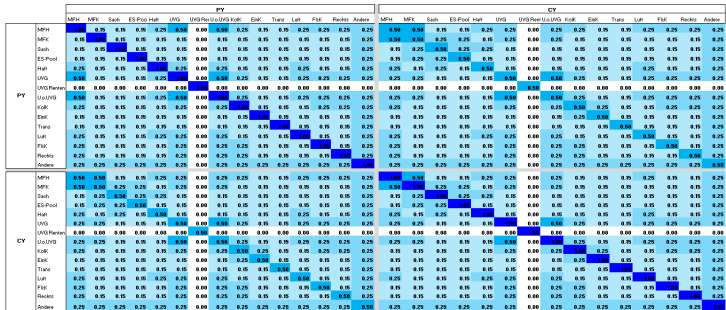
1. Split up the total business into homogeneous portfolios.
2. Model each risk for each portfolio.
3. Aggregate the results via a correlation matrix.

Problem: How can we estimate such a correlation matrix?

- There are many other problems in modelling each risk for each portfolio.
- In order to measure the risk, Solvency II uses quantiles (99.5 %) and SST uses the expected shortfall (99 %). Under IFRS 4 Phase II (draft version) the company can choose their own risk measure.
- Often a parametric approach is taken to model each risk, that means:
 1. We choose a distribution family for the risk. Lognormal, Gamma, Normal and Pareto distributions are very popular. Usually the choice results from an expert opinion (or often called “industry standard”) based on heuristic arguments.
 2. We estimate the corresponding parameters based on historic observations.
 3. We use the resulting probability distribution in order to calculate the risk.
- Often the risk mentioned will be further subdivided. For instance, the CY risk is usually split into risks of large and small claims.
- Correlation matrices only reflect linear dependencies. At least in the solvency context, where we are interested at very rare events, we should ask ourselves if an aggregation by correlation matrices is adequate.

Correlation matrices in use

SST



Solvency II (QIS 5)

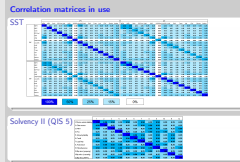
	1	2	3	4	5	6	7	8	9	10	11	12
1: Motor vehicle liability	1.00	0.50	0.50	0.25	0.50	0.25	0.50	0.25	0.50	0.25	0.25	0.25
2: Other motor	0.50	1.00	0.25	0.25	0.25	0.25	0.50	0.50	0.50	0.25	0.25	0.25
3: MAT	0.50	0.25	1.00	0.25	0.25	0.25	0.25	0.50	0.50	0.25	0.25	0.50
4: Fire	0.25	0.25	0.25	1.00	0.25	0.25	0.25	0.50	0.50	0.50	0.25	0.50
5: 3rd party liability	0.50	0.25	0.25	0.25	1.00	0.50	0.50	0.25	0.50	0.25	0.50	0.25
6: Credit	0.25	0.25	0.25	0.25	0.50	1.00	0.50	0.25	0.50	0.25	0.50	0.25
7: Legal exp.	0.50	0.50	0.25	0.25	0.50	0.50	1.00	0.25	0.50	0.25	0.50	0.25
8: Assistance	0.25	0.50	0.50	0.50	0.25	0.25	0.25	1.00	0.50	0.50	0.25	0.25
9: Miscellaneous	0.50	0.50	0.50	0.50	0.50	0.50	0.50	0.50	1.00	0.25	0.25	0.50
10: Reins. (property)	0.25	0.25	0.25	0.50	0.25	0.25	0.25	0.50	0.25	1.00	0.25	0.25
11: Reins. (casualty)	0.25	0.25	0.25	0.25	0.50	0.50	0.50	0.25	0.25	0.25	1.00	0.25
12: Reins. (MAT)	0.25	0.25	0.50	0.50	0.25	0.25	0.25	0.25	0.50	0.25	0.25	1.00

Reserve risk dependencies

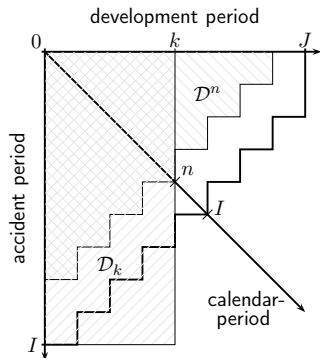
Introduction

Correlation of insurance risks

Correlation matrices in use



- The aggregation order of the SST and Solvency II is slightly different:
 - SST: Model PY and CY risk for each portfolio and aggregate them all at once.
 - Solvency II: Model first PY and CY risk for each portfolio and aggregate them with correlation of 50%, then aggregate all portfolios.
- For the correlations, only four (or two) different values are used.
- For the CY correlation, one could find at least heuristic arguments why some lines of business are more correlated than others. For instance:
 - A hailstorm affects motor own damage and property but not third party liability.
 - Mandatory (UVG) and non-mandatory (U.o.UVG) accident insurance are correlated because both insure accidents.
 - Medical expenses have a strong influence on motor liability and accident.
- For PY correlation, it is much more difficult to find such heuristic arguments. The reason for this is that in this case we look at the correlation of change in estimates that are determined by actuaries, who should take such dependencies into account when setting the reserves.
- Inflation is an overall driver for correlation.
- Correlations in the case of SST have been set in dependence of the number of "drivers for correlation". Therefore, it is at least 15%, except for annuities in mandatory accident (UVG-Renten), for which the risks are modelled like normal annuities of life-insurers.

Definition 2.1 (σ -algebras)

- $\mathcal{B}_{i,k}$ is the σ -algebra of all information of accident period i up to development period k :

$$\mathcal{B}_{i,k} := \sigma(S_{i,j} : 0 \leq j \leq k) = \sigma(C_{i,j} : 0 \leq j \leq k)$$

- \mathcal{D}^n is the σ -algebra of all information up to calendar period n :

$$\mathcal{D}^n := \sigma(S_{i,k} : 0 \leq i \leq I, 0 \leq k \leq J \wedge (n - i))$$

$$= \sigma(C_{i,k} : 0 \leq i \leq I, 0 \leq k \leq J \wedge (n - i))$$

$$= \sigma\left(\bigcup_{i=0}^I \bigcup_{k=0}^{J \wedge (n-i)} \mathcal{B}_{i,k}\right)$$

- \mathcal{D}_k is the σ -algebra of all information up to development period k :

$$\mathcal{D}_k := \sigma(S_{i,j} : 0 \leq i \leq I, 0 \leq j \leq k)$$

$$= \sigma(C_{i,j} : 0 \leq i \leq I, 0 \leq j \leq k)$$

$$= \sigma\left(\bigcup_{i=0}^I \mathcal{B}_{i,k}\right)$$

- $\mathcal{D}_k^n := \sigma(\mathcal{D}^n \cup \mathcal{D}_k)$


Reserve risk dependencies

Modelling reserve risks

Classical reserving methods based on triangles

 σ -algebras

Definition 2.1 (σ -algebras)



- $\mathcal{F}_{i,j}$ is the σ -algebra of all information of accident period i up to development period j :
 $\mathcal{F}_{i,j} := \{R_{i,t} : 0 \leq j \leq k\} := \sigma(R_{i,t}^j : 0 \leq j \leq k)$
- \mathcal{Z}^n is the σ -algebra of all information up to calendar period n :
 $\mathcal{Z}^n := \sigma(R_{i,t} : 0 \leq i \leq I, 0 \leq k \leq J \wedge (n-i) \leq k \leq J)$
 $\sigma(R_{i,t} : 0 \leq i \leq I, 0 \leq k \leq J \wedge (n-i) \leq k \leq J)$
 $\sigma\left(\bigcup_{k=0}^{n-1} \mathcal{F}_{i,k}\right)$
- \mathcal{F}_k is the σ -algebra of all information up to development period k :
 $\mathcal{F}_k := \sigma(R_{i,t} : 0 \leq i \leq I, 0 \leq j \leq k)$
 $\sigma(R_{i,t}^j : 0 \leq i \leq I, 0 \leq j \leq k)$
 $\sigma\left(\bigcup_{k=0}^n \mathcal{F}_{i,k}\right)$
- $\mathcal{Z}^n := \sigma(\mathcal{Z}^n \cup \mathcal{F}_k)$

- Classical triangle based reserving methods group the already observed data into a triangles (or trapezoids if $I > J$) and try to complete them to a rectangles.

Chain Ladder Method (CLM)

Actuaries often use the Chain Ladder Method for reserving. This means they believe in

- i)^{CLM} $E[C_{i,k+1} | \mathcal{D}_k^{i+k}] = f_k C_{i,k}$,
- ii)^{CLM} $\text{Var}[C_{i,k+1} | \mathcal{D}_k^{i+k}] = \sigma_k^2 C_{i,k}$ and
- iii)^{CLM} accident periods are independent.

Moreover, in order to quantify the corresponding risk,

- the approach of T. Mack, see [4], is often used for the ultimate risk and
- the approach of M. Merz and M. Wüthrich, see [5], is often used for the solvency risk.

Idea

Why not take several triangles $C_{i,k}^m$, $0 \leq m \leq M$ and couple them via

$$\text{Cov}[C_{i,k+1}^{m_1}, C_{i,k+1}^{m_2} | \mathcal{D}_k^{i+k}] = \sigma_k^{m_1, m_2} \sqrt{C_{i,k}^{m_1} C_{i,k}^{m_2}} ?$$

Reserve risk dependencies

└ Modelling reserve risks

└ Classical reserving methods based on triangles

Chain Ladder Method (CLM)

Actuaries often use the Chain Ladder Method for reserving. This means they believe in

$$i) \mathbb{E}[C_{i,k+1} | \mathcal{D}_k^{i+k}] = f_i C_{i,k}$$

$$ii) \mathbb{E}[\text{Var}[C_{i,k+1} | \mathcal{D}_k^{i+k}]] = \sigma_i^2 C_{i,k}$$

and

$$iii) \text{accident periods are independent.}$$

Moreover, in order to quantify the corresponding risk,

- the approach of T. Mack, see [4], is often used for the ultimate risk and
- the approach of M. Merz and M. Wüthrich, see [5], is often used for the solvency risk.

Idea

Why not take several triangles C_m^i , $0 \leq m \leq M$ and couple them via

$$\text{Cov}[C_{i,k+1}^m, C_{i,k+1}^n | \mathcal{D}_k^{i+k}] = \sigma_i^{m+n} \sqrt{C_{i,k}^m C_{i,k}^n} ?$$

- Classically the assumptions are stated with the smaller σ -algebras $\mathcal{B}_{i,k}$ instead of \mathcal{D}_k^{i+k} .
- The third assumption is not necessary (if we use the σ -algebras \mathcal{D}_k^{i+k}).
- The first assumption of the Chain Ladder Method means that we believe in the cumulative values to be good exposures for the development of the next period.

Extended Complementary Loss Ratio Method (ECLRM)

We take incremental payments $S_{i,k}^0$, changes in reported amounts $S_{i,k}^1$, case reserves $R_{i,k}$ and assume that

- i) ^{ECLRM} $E[S_{i,k+1}^m | \mathcal{D}_k^{i+k}] = f_k^m R_{i,k}$ and
 ii) ^{ECLRM} $\text{Cov}[S_{i,k+1}^{m_1}, S_{i,k+1}^{m_2} | \mathcal{D}_k^{i+k}] = \sigma_k^{m_1, m_2} R_{i,k}$.

Moreover, in order to quantify the corresponding risk we use

- the approach of R. D., see [1], for the ultimate risk.
- the approach of M. Wüthrich and R. D., see [3], for the solvency risk.

Idea

Why not take several portfolios and couple them via

$$\text{Cov}[S_{i,k+1}^{m_1}, S_{i,k+1}^{m_2} | \mathcal{D}_k^{i+k}] = \sigma_k^{m_1, m_2} \sqrt{R_{i,k}^{m_1} R_{i,k}^{m_2}} ?$$

Reserve risk dependencies

└ Modelling reserve risks

└ Classical reserving methods based on triangles

Extended Complementary Loss Ratio Method (ECLRM)

We take incremental payments $S_{t,k}^{(m)}$, changes in reported amounts $S_{t,k}^{(r)}$, case reserves $R_{t,k}$ and assume that

$$i) \stackrel{\text{ECLRM}}{=} E[S_{t,k+1}^{(m)} | D_t^{(r)}] = f_t^{(m)} R_{t,k} \text{ and}$$

$$ii) \stackrel{\text{ECLRM}}{=} \text{Cov}[S_{t,k+1}^{(m)}, S_{t,k+1}^{(r)} | D_t^{(r)}] = \sigma_t^{(m,r)} R_{t,k}$$

Moreover, in order to quantify the corresponding risk we use

- the approach of R. D., see [1], for the ultimate risk.
- the approach of M. Wüthrich and R. D., see [3], for the solvency risk.

Idea

Why not take several portfolios and couple them via

$$\text{Cov}[S_{t,k+1}^{(m)}, S_{t,k+1}^{(r)} | D_t^{(r)}] = \sigma_t^{(m,r)} \sqrt{R_{t,k}^2 R_{t,k}^2} ?$$

- Taking the ECLRM means that we believe in the case reserves to be good exposures for the next year's payments and the next year's changes in the reported amounts.
- The case reserves fulfil the assumptions of the CLM.

Other examples

Similar statements can be formulated for

- the Bornhuetter Ferguson Method,
- the Complementary Loss Ratio Method,
- the Cape Cod Method,
- the Benktander Hovinen Method
- ...

What do those methods have in common?

- The expectation of next year's development is proportional to some exposure, which is a linear combination of the past developments.
- Covariances are proportional to some exposures, which depend only on the past developments.

Reserve risk dependencies

└─ Modelling reserve risks

└─ Classical reserving methods based on triangles

Other examples

Similar statements can be formulated for

- the Bornhuetter Ferguson Method,
- the Complementary Loss Ratio Method,
- the Cape Cod Method,
- the Benktander Hovinen Method
- ...

What do those methods have in common?

- The expectation of next year's development is proportional to some exposure, which is a linear combination of the past developments.
- Covariances are proportional to some exposures, which depend only on the past developments.

Linear Stochastic Reserving Methods (LSRMs)

We have several claim properties (triangles) $S_{i,k}^m$ and assume that:

- i) ^{LSRM} There exist exposures $R_{i,k}^m \in \mathcal{D}^{i+k} \cap \mathcal{D}_k$, which depend linearly on claim properties \mathbf{S} , such that

$$\mathbb{E} \left[S_{i,k+1}^m \mid \mathcal{D}_k^{i+k} \right] = f_k^m R_{i,k}^m := f_k^m \Gamma_{i,k}^m \mathbf{S}.$$

- ii) ^{LSRM} There exist exposures $R_{i,k}^{m_1, m_2} \in \mathcal{D}^{i+k} \cap \mathcal{D}_k$ such that

$$\text{Cov} \left[S_{i,k+1}^{m_1}, S_{i,k+1}^{m_2} \mid \mathcal{D}_k^{i+k} \right] = \sigma_k^{m_1, m_2} R_{i,k}^{m_1, m_2}.$$

An updated version of the original paper, see [2], can be obtained from the author.

Reserve risk dependencies

└ Modelling reserve risks

└ Linear Stochastic Reserving Methods (LSRMs)

Linear Stochastic Reserving Methods (LSRMs)

We have several claim properties (triangles) $S_{i,k}^n$ and assume that:i) ^{LSRM} There exist exposures $R_{i,k}^{m_1} \in D^{i+k} \cap D_0$, which depend linearly on claim properties S , such that

$$E[S_{i,k+1}^{m_1} | D_{i,k}^{m_1}] = \int_0^1 R_{i,k}^{m_1} \cdot \int_0^1 \Gamma_{i,k}^{m_1} S.$$

ii) ^{LSRM} There exist exposures $R_{i,k}^{m_2} \in D^{i+k} \cap D_0$ such that

$$\text{Cov}[S_{i,k+1}^{m_1}, S_{i,k+1}^{m_2} | D_{i,k}^{m_1}] = \sigma_k^{m_1, m_2} R_{i,k}^{m_2}.$$

An updated version of the original paper, see [2], can be obtained from the author.

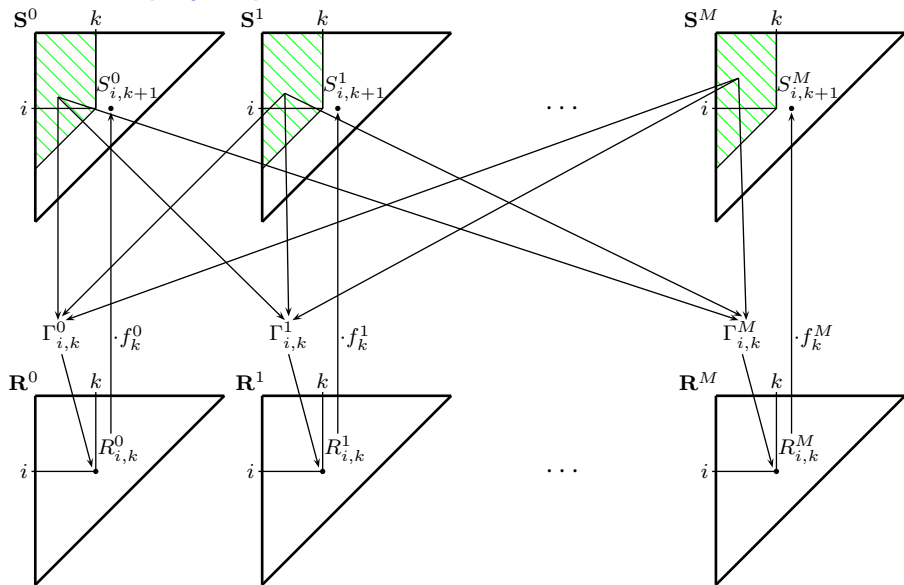
- There are classical reserving methods which do not belong to LSRMs. For instance, Munich Chain Ladder Method, Overdispersed Poisson Model, GLMs . . .
- In the original paper it was assumed that the exposures $R_{i,k}^{m_1, m_2}$ depend linearly on claim properties, too, but as long as we are only interested in the solvency risk this assumption is not necessary. Moreover, even for the ultimate risk, one could skip this linearity assumption at the cost of a more rough estimation of the process variance as part of the ultimate risk.
- Note, we do not need an assumption about the independence of accident periods.
- The exposures $R_{i,k}^{m_1, m_2}$ cannot be chosen arbitrarily, because the matrices

$$\left(\sigma_k^{m_1, m_2} R_{i,k}^{m_1, m_2} \right)^{0 \leq m_1, m_2 \leq M}$$

have to be symmetric and positive semi-definite for all i and k .

- A natural choice for exposures $R_{i,k}^{m_1, m_2}$ for different portfolios m_1, m_2 is $\sqrt{R_{i,k}^{m_1} R_{i,k}^{m_2}}$.

LSRM step by step

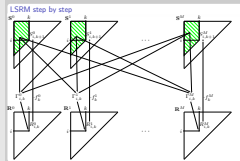


2014-10-17

Reserve risk dependencies

- └ Modelling reserve risks

- └ Linear Stochastic Reserving Methods (LSRMs)



Modelling all portfolios at once,
we can look at the total ultimate

$$\sum_{m=0}^M \sum_{i=0}^I \alpha_i^m \sum_{k=0}^J S_{i,k}^m,$$

where α_i^m are arbitrary real numbers (mixing weights).

Then the variance of the reserving risk can be estimated by the mean squared error of prediction (mse), which is of the form

$$\widehat{\text{mse}} = \sum_{m_1, m_2=0}^M \sum_{i_1, i_2=0}^I \alpha_{i_1}^{m_1} \alpha_{i_2}^{m_2} \widehat{\beta}_{i_1, i_2}^{m_1, m_2}.$$

This is valid for the ultimate reserving risk as well as for the solvency reserving risk (with different β s of course).

Reserve risk dependencies

└ LSRMs and reserving risk

└ Derivation

Modelling all portfolios at once.

we can look at the total ultimate

$$\sum_{m=0}^{M-1} \sum_{n=0}^{J-1} \alpha_n^m \sum_{k=0}^{J-1} R_{m,k}^n$$

where α_n^m are arbitrary real numbers (mixing weights).

Then the variance of the reserving risk can be estimated by the mean squared error of prediction (mse), which is of the form

$$\text{mse} = \sum_{m_1, m_2=0}^{M-1} \sum_{k_1, k_2=0}^{J-1} \alpha_{m_1, k_1}^{m_1} \alpha_{m_2, k_2}^{m_2} \hat{\sigma}_{m_1, m_2}^{k_1, k_2}$$

This is valid for the ultimate reserving risk as well as for the solvency reserving risk (with different $\hat{\sigma}$ of course).

- If we only look at triangles of payments of different portfolios, the mixing weights equal one.
- If we look at triangles of payments and reported amounts for each portfolio, the mixing weights represent the credibility we give to each projection.
- Using this approach, we do not need any correlation matrices to estimate the reserving risk of the total of all portfolios.

Reverse engineering of a correlation matrix:

If we are required to use a correlation approach, we could use the components of overall \widehat{mse} in order to define the correlation matrix, i.e. we could take

$$\left(\frac{\sum_{i_1, i_2=0}^I \alpha_{i_1}^{m_1} \alpha_{i_2}^{m_2} \widehat{\beta}_{i_1, i_2}^{m_1, m_2}}{\sqrt{\sum_{i=0}^I \alpha_i^{m_1} \alpha_i^{m_1} \widehat{\beta}_{i, i}^{m_1, m_1} \sum_{i=0}^I \alpha_i^{m_2} \alpha_i^{m_2} \widehat{\beta}_{i, i}^{m_2, m_2}}} \right)^{0 \leq m_1, m_2 \leq M}$$

as the correlation matrix.

Model error

Since the real world does not entirely follow the assumptions of LSRMs, our estimations of the reserve risk should be increased by a model error.

Reserve risk dependencies

- └ LSRMs and reserving risk
 - └ Derivation

Reverse engineering of a correlation matrix:

If we are required to use a correlation approach, we could use the components of overall risk in order to define the correlation matrix, i.e. we could take

$$\left(\frac{\sum_{i=1}^M \sum_{j=1}^M \alpha_i \alpha_j \hat{\beta}_{i_1, i_2} \hat{\beta}_{j_1, j_2}}{\sqrt{\sum_{i=1}^M \alpha_i^2 \sum_{j=1}^M \alpha_j^2}} \right)_{i_1, j_1, i_2, j_2}^{i_1, j_1, i_2, j_2}$$

as the correlation matrix.

Model error

Since the real world does not entirely follow the assumptions of LSRMs, our estimations of the reserve risk should be increased by a model error.

- Since the choice of mixing weights was arbitrary, the correlation matrix with the true β s instead of their estimated values $\hat{\beta}$ is positive semi-definite!
- Nevertheless, the estimated correlation matrix may not be positive semi-definite. If so, it usually goes along with some slightly negative eigenvalues and at least one large positive eigenvalue.

Fire non commercial vs. motor own damage

correlation	ultimate	solvency
SST		15 %
QIS 5		25 %
mixed CLM	20 %	25 %
CLM on paid	25 %	35 %
CLM on incurred	20 %	30 %
ECLRM	-5 %	-5 %

Motor TPL vs. motor own damage

correlation	ultimate	solvency
SST		15 %
QIS 5		50 %
mixed CLM	5 %	5 %
CLM on paid	0 %	0 %
CLM on incurred	10 %	15 %
ECLRM	10 %	20 %

Reserve risk dependencies

└ LSRMs and reserving risk

└ Examples

Fire non commercial vs. motor own damage		
correlation	ultimate	solvency
SST		25%
QIS 5		25%
round CLM	20%	25%
CLM on paid	25%	35%
CLM on incurred	20%	30%
ECLRM	-5%	-5%

Motor TPL vs. motor own damage		
correlation	ultimate	solvency
SST		25%
QIS 5		25%
round CLM	5%	25%
CLM on paid	0%	0%
CLM on incurred	10%	15%
ECLRM	10%	20%

- The QIS 5 numbers are not completely comparable since they represent the combined correlation of premium and reserve risks. Therefore, they usually have to be higher.
- Since the correlation manifests itself mostly in early development periods we expect that the correlation under solvency perspective is higher than the correlation from the ultimate point of view ($\text{Corr} = \frac{\text{Cov}}{\sqrt{\text{VarVar}}}$ and the variance is much more influenced by later development periods than the covariance).
- When estimating correlations, systemic changes in the data, for instance a change in the case reserve methodology, have to be excluded as far as possible.
- The estimates depend on few data only. Therefore we cannot expect them to be statistically significant.
- We have to take some model errors into account, in particular if we are interested in very rare events like the once of the SST and Solvency II. One reason for this is that LSRMs (like the CLM) cannot deal with inflation or other “diagonal effects”. Therefore we may add some percentages, for instance 15 % like in the SST standard model.
- It may be worth investigating how much of the correlation is caused by the development of claims already known and how much is caused by late claims. Therefore we could look at the paid and incurred triangles per reporting date as well as at the number of reported claims.

Including the CY risk

A master student will start to investigate the possibilities of including the CY risk. The basic idea is:

- add a column to the left side of each triangle that corresponds to the estimated ultimate of the next period (CY ultimate).
- explore different exposures with respect to stability and comparability.

LSRMTools

There is a runtime library that implements LSRMs under the public licence GPL 3. Moreover, it includes an Excel Add In that allows easy access to these futures. The examples of this presentation have been generated by using these tools. It (except for the original data of the examples) can all be obtained from the author or from

<http://sourceforge.net/projects/lsrcmtools/>

Reserve risk dependencies

- └ Outlook, tools and bibliography
- └ Outlook and tools

Including the CY risk

A master student will start to investigate the possibilities of including the CY risk. The basic idea is:

- add a column to the left side of each triangle that corresponds to the estimated ultimate of the next period (CY ultimate).
- explore different exposures with respect to stability and comparability.

LSRMTTools

There is a runtime library that implements LSRMs under the public licence GPL 3. Moreover, it includes an Excel Add In that allows easy access to these futures. The examples of this presentation have been generated by using these tools. It (except for the original data of the examples) can all be obtained from the author or from

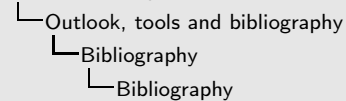
<http://sourceforge.net/projects/lrmttools/>

Bibliography

- [1] R. D.
A Loss Reserving Method for Incomplete Claim Data.
SAV Bull., pages 1–34, 2008.
- [2] R. D.
Linear stochastic reserving methods.
Astin Bull., 42(1):1–34, 2012.
- [3] R. D. and Mario V. Wüthrich.
Claims development result for combined claims incurred and claims paid data.
Bull. Franc. d'Act., 18:5–39, 2009.
- [4] Thomas Mack.
Distribution-free calculation of the standard error of chain ladder reserving estimates.
Astin Bull., 23:213–115, 2004.
- [5] Michael Merz and Mario V. Wüthrich.
Prediction Error of the Expected Claims Development Result in the Chain Ladder Method.
SAV Bull., pages 117–137, 2007.

2014-10-17

Reserve risk dependencies



Bibliography

- [1] R. D.
A Loss Reserving Method for Incomplete Claim Data.
INSUR. Econ., pages 1-16, 2008.
- [2] R. D.
Linear stochastic reserving methods.
INSUR. Econ., 40(2):1-19, 2012.
- [3] R. D. and Maria V. Wüthrich.
Claims development result for combined claims incurred and claims paid data.
INSUR. Econ. & Act., 15(1-2): 2008.
- [4] Thomas Mack.
Distribution-free calculation of the standard error of chain ladder reserving estimates.
INSUR. Econ., 32:213-219, 2006.
- [5] Michael Merz and Maria V. Wüthrich.
Prediction Error of the Expected Claims Development Result in the Chain Ladder Method.
INSUR. Econ., pages 1-17, 2007.